

CECB EMC RoHS

# Auron Group

Agape Brew

多加倍®  
AGAPE

Homebrew Equipment Catalog 2020-2021



TO BE YOUR ONE-STOP BEER BREWING EQUIPMENTS  
SUPPLIER AND MANUFACTURER

# Auron Group Since 2001



## AGAPE Agape Brew 满爱家酿



STAMPING WORKSHOP



WELDING



MOLDING & PARTS



MASS PRODUCTION TEST



READY PRODUCT



CLEAN & PACKING







[WWW.GR-FACTORY.COM](http://WWW.GR-FACTORY.COM)  
Email: [Info@gr-factory.com](mailto:Info@gr-factory.com)



## Company Introduction

In 2019, "Agape" has developed new advanced LCD controller, and developing WIFI controller with DIY WEB program for craft beer lovers.

In 2018, "Agape" was registered and three utility patents and one design patent were applied for beer brewer, and built "Craft Beer Lab" to make craft beer testing, and supply one-stop beer brewing products and craft beer brewing lesson for foreign and domestic customers.

In 2017, set up "QA LAB" is to analyze issues and provide solutions, and aimed to control the reject rate at 0%. "Agape R&D And Manufacture Center" is to serve more ODM projects to meet our customer's custom-made needs with industry design, toolings development and manufacturing, which was to work with senior engineer team of Australia company to build top quality ODM urn and UK company to build the Bulldog master brewer.

In 2016, "Zhongshan Agape Electrical Appliances Manufacture Co., Ltd." was registered in Zhongshan, China. Set up "Homebrew Equipment Division" was to develop and manufacture micro breweries, brew pot, controller, sparger, hops spider, mash paddle, spiral chiller, conical fermenter etc. Our beer products have exported to Germany, UK, Sweden, Russia, Australia, Brazil, USA etc.

In 2014, The CEO of "AURON GROUP GUANGRONG FACTORY" financed to the founder of "AGAPE COMPANY", and set up "Commercial Beverage Appliances Division" and joint venture with "MANNENG FACTORY" to manufacture and export commercial water boiler, coffee urn, tea boiler etc. "AGAPE" brand was registered.

In 2013, "AGAPE COMPANY" was registered in Hongkong. Focusing on export and import business, and financial flow.



**Advantages of SW models (2020 launch)**

- ◆ Built-in 220V/110V magnetic pump
- ◆ Sight glass on the brewer body is to see the brewing wort volume
- ◆ Optional distillation SS lid for whisky making
- ◆ Patents for anti over-burning, sparging plate & telescoping tube, appearance design



**Advantages of SP models**

- ◆ Built-out 220V/110V pump with steel box for easy stirring
- ◆ Outer stainless steel pipe for circulation
- ◆ Optional distillation SS lid for whisky making
- ◆ Patents for anti over-burning, sparging plate & telescoping tube, appearance design



1	Controller
2	Switch
3	Connector
4	220V Pump
5	Circulation valve
6	Anti-burn valve
7	Anti-burn tube
8	Circulation tube
9	Tap
10	Socket of controller



# Advanced Brewer Specifications

Model No.	Nomial Volume	Max Volume	Beer Volume	Voltage/Power	20 FT	40 FT	40 HQ	Carton Size(mm)
20G1-SP	20L	15L	10L	1600W/220~240v	335	695	845	400*360*580
35G1-SP	35L	30L	25L	2500W/220~240v	240	500	585	440*390*680
40G1-SP	40L	35L	30L	2500W/220~240v	210	435	510	490*430*635
50G1-SP	50L	45L	35L-40L	3300W/220~240v	180	370	430	490*430*750
60G1-SW	60L	55L	50L	3300W/220~240v	140	285	330	550*550*680
70G1-SW	70L	65L	60L	3300W/220~240v	125	255	300	600*600*635
80G1-SW	80L	75L	70L	5000W/220~240v	105	215	255	600*600*750

NOTE: SP = ADVANCED MODEL WITH BUILT-OUT PUMP; SW = ADVANCED MODEL WITH BUILT-IN PUMP

## What will be delivered

- ◆ 1 x boiler with circulation pump
- ◆ 1 x sieve insert
- ◆ 1 x overflow piece
- ◆ 1 x grain container
- ◆ 1 x handle for the grain container
- ◆ 1 x glass lid
- ◆ 1 x spiral chiller (if ordered)
- ◆ English-language operating instructions



Replaceable element for 60/70/80L brewer





# Beer Brewer Common Top Features

**Your own craft beer:** complete set for easy mashing at home

**Complete set:** mash kettle including circulating pump system and grain bucket with sieve inserts

**Easy to use:** automatic LCD controller with 9 DIY recipes, 11 mashing steps, hops alert, temp calibration setting etc.

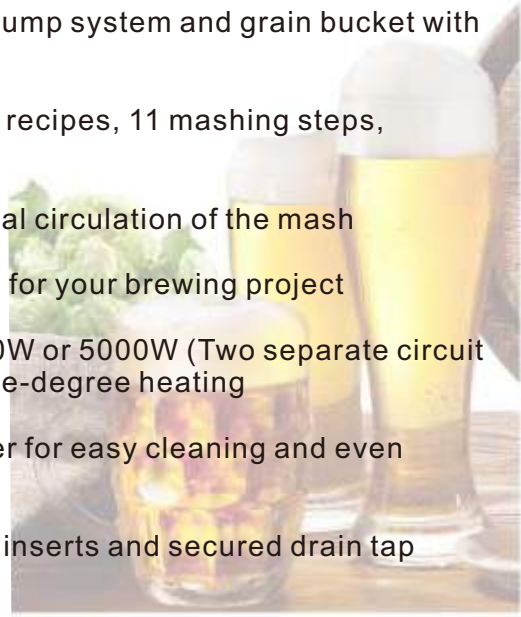
**Uniform heating:** MashFlow technology for vertical circulation of the mash

**7 sizes:** 20L/35L/40L/50L/60L/70L/80L - suitable for your brewing project

**Powerful mash kettle:** 100W-2500W/100W~3300W or 5000W (Two separate circuit and plugs) heating element for fast, precise to-the-degree heating

**Hygienic and taste-neutral:** stainless steel brewer for easy cleaning and even temperature distribution

**Easy refilling:** removable grain bucket with sieve inserts and secured drain tap



## Advantages of SE models

- ◆ 12V or 220V/110V built-out pump without steel box for easy stirring
- ◆ Outer silicone hose with V-shape pipe for circulation
- ◆ Optional distillation SS lid for whisky making
- ◆ Patents for sparging plate & telescoping tube
- ◆ Economic model



1	Controller
2	12V or 220V Pump
3	Connector
4	Pump & Power Switch
5	Circulation tube
6	12V Pump power cord
7	12V Pump inlet
8	Tap



# Basic Brewer Specifications

Model No.	Nomial Volume	Max Volume	Beer Volume	Voltage/Power	20 FT	40 FT	40 HQ	Carton Size(mm)
20G1-SE/SW	20L	15L	10L	1600W/220~240v	395	820	960	350*350*580
35G1-SE/SW	35L	30L	25L	2500W/220~240v	260	535	630	400*400*680
40G1-SE/SW	40L	35L	30L	2500W/220~240v	225	460	540	480*420*625
50G1-SE/SW	50L	45L	35L-40L	3300W/220~240v	190	390	460	480*420*740
60G1-SE	60L	55L	50L	3300W/220~240v	140	285	330	550*550*680
70G1-SE	70L	65L	60L	3300W/220~240v	125	255	300	600*600*635
80G1-SE	80L	75L	70L	5000W/220~240v	105	215	255	600*600*750

NOTE: SE = BASIC MODEL WITH EXTERNAL PUMP; SW= ADVANCED MODEL WITH BUILT-IN PUMP

## What will be delivered

- ◆ 1 x boiler with circulation pump
- ◆ 1 x sieve insert
- ◆ 1 x overflow piece
- ◆ 1 x grain container
- ◆ 1 x handle for the grain container
- ◆ 1 x glass lid
- ◆ 1 x spiral chiller (if ordered)
- ◆ English-language operating instructions



## Common Features:

- ◆ Waterproof and detachable LCD controller
- ◆ Lid made of tempered glass
- ◆ Manual or automatic control of the mashing process
- ◆ 11 programmable mashing steps
- ◆ Temperature, time and power adjustable when brewing
- ◆ Level scale in the brewer interior
- ◆ Display of the current mashing step
- ◆ Drain tap with bazzoka filter
- ◆ Removable grain container for easy removal of the grain
- ◆ Quick coupling system of the pump hose
- ◆ Includes 1 sieve insert for filtering the mash
- ◆ Switch on the front of the device
- ◆ All metal parts made of 304 stainless steel
- ◆ Power supply: 220~240V or 110V~120V / 50-60Hz



## Advantages of Luxury Brewer

- ◆ Double wall construction keeps heat longer
- ◆ Cooling touching body
- ◆ Bulldog master brewer with big LCD touch screen controller
- ◆ Agape structures and design patents
- ◆ Available sizes: 35L(Beer 25L),20L(Beer 10L)
- ◆ Custom sizes:  
40L(Beer 30L),  
50L(Beer 35-40L),  
60L(Beer 50L)



ZHONGSHAN AGAPE ELECTRICAL APPLIANCES MANUFACTURE CO., LTD ALL RIGHTS RESERVED



## Features

- ◆ Manual control of the mashing process
- ◆ Stepless temperature setting: 30 to 110 °C
- ◆ Actual Volume of the boiler: 16/18/30 liters (liquid only)
- ◆ Level scale in the boiler interior
- ◆ Drain tap with lever lock
- ◆ Overheating protection with auto-shutdown
- ◆ Lid made of stainless steel
- ◆ Hidden heating element for easy cleaning
- ◆ Switch on the front of the device
- ◆ Internal boiler wall made of 304 stainless steel
- ◆ Shell outer wall made of 201 stainless steel
- ◆ Power supply: 1600W/2500W/220-240V ~ / 50-60Hz or 110V~120V/1000W



Model C2



Model G2



DEMONSTRATION

## Specifications

Model No.	Nomial Volume	Max Volume	Voltage/Power	20 FT	40 FT	40 HQ	Carton Size(mm)
20G2	20L	18L	1600W/220~240v	330	685	800	380*380*590
35G2	35L	30L	2500W/220~240v	260	530	620	470*400*630
20C2	20L	16L	1600W/220~240v	425	880	1030	335*335*590
35C2	35L	30L	2500W/220~240v	305	630	740	380*380*640

## Brew Pot Features

- ◆ 3mm double layer induction bottom
- ◆ Top cover with metal handle and rubber
- ◆ Stainless steel thermometer with waterproof custom connector
- ◆ Custom 304SUS 3/4 inch ball valve
- ◆ Brushed finish surface and inner actual scale
- ◆ Optional 304SUS bazzoka filter
- ◆ Optional 304SUS False bottom
- ◆ Volume: 25L/30L/35L/custom bigger sizes available



Double wall available



## Specifications

Model No.	Nomial Volume	Max Volume	20 FT	40 FT	40 HQ	Carton Size(mm)
ABP-25	25L	24L	360	750	870	410*410*460
ABP-30	30L	29L	340	710	840	410*410*480
ABP-35	35L	34L	300	640	750	430*430*490

## Conical Fermenter Features

- ◆ Volume: 30L(Φ350)/60L(Φ400)/custom bigger sizes available
- ◆ Etched level markings in litres and gallons
- ◆ 1.0mm brushed surface and inner polished surface body
- ◆ Drain tap for easy decanting / filling
- ◆ 0.5mm stainless steel cover with rubber seal for airtight fit
- ◆ Acrylic plug for airtight fit of the fermentation tube
- ◆ Handles for moving the boiler
- ◆ Stainless steel good quality thermometer
- ◆ Fermenting kettle for undisturbed fermentation of beer and wine
- ◆ Conical kettle to clarify the beer
- ◆ Secure stance by three non-slip feet
- ◆ Optional cooling chiller
- ◆ Advanced models: with yeast collect glass tank and 304SUS connector



## Specifications

Model No.	Nomial Volume	Max Volume	20 FT	40 FT	40 HQ	Carton Size(mm)
ABF-30/AAF-30	35L	30L	210	420	500	400*400*850
ABF-60/AAF-60	65L	60L	150	300	360	450*450*950














## Custom Distiller Available

- ◆ Volume: 20L, 30L, 50L 1.0mm 304SUS body
- ◆ 1.0mm Bell lid with silicon gasket
- ◆ 2 holes on the lid M12
- ◆ Clamp connetor on the lid 1.5" (2" for 50L)
- ◆ Induction bottom 4-6 mm



## AgapeBrew Accessories

Product Name	Model No.	Product photos	Parameter
Insulating Jacket	AJ 20/35/40/50		Jacket for keeping heat
Whirlpool pipe	AWP 20/35/40/50		304SUS whirlpool pipe for advanced brewers only to automatically stir the wort
Hop spider	AHP-20		304SUS 20CM DIA 30CM HEIGHT LESS 0.3MM MESH


Product Name	Model No.	Product photos	Parameter
False bottom	AFB 15/20/25/30/35		0.8mm 304SUS filtering plate with feet
Mash paddle	AMP-205		304SUS SIZE: 27x4mm Nw: 205g
Valve	FS-20		304 stainless steel 1/2 inch valve, Waterproof connector with silicone ring, No need tape to seal
Thermometer	ATM-001		Stainless steel 0-100 °C thermometer, Waterproof connector with silicone ring, No need tape to seal
Faucet	TS20-13HJ		304 stainless steel 3/4 inch tap, With quick connector, Child-lock handle
Quick Connector	HJS-8.0		
Shower Head	ASH-001		304 stainless steel shower head, Install on the lid for sparging

Product Name	Model No.	Product photos	Parameter
Nylon bag	ANB 15/20/25/30/35		Nylon bag for 15/20/25/30/35L brew kettle
Two roller Malt mill	AML-2		Wooden board, Two 304SUS rollers ,Aluminum funnel and hand bar.
Three roller Malt mill	AML-3		Three 304SUS rollers ,Aluminum funnel and hand bar
Couner flow chiller	ACC-4		4.25 meters Inner dia 9.52mm Outer dia 16mm Outlet and inlet are 1/2 inch outer thread
Couner flow chiller	ACC-9		9 meters Inner dia 9.52mm Outer dia 16mm With quick connector



Product Name	Model No.	Product photos	Parameter
Spiral chiller	AC-6		6 meters 304SUS Inner dia 12mm
Spiral chiller	AC-12		12 meters 304SUS Inner dia 12mm
Plate Chiller	B3-12AH-10-3.0		10 plates, 304SUS, 4x 3/4 inch outer thread
Plate Chiller	B3-12AH-32-3.0		L:191MMx W:73MMx H: 50MM 32 plates, 304SUS, 4x 3/4 inch outer thread
Plate Chiller	B3-23AH-32-3.0		L:315MMx W:73MMx H: 50MM 304SUS 32 plates 2 x 3/4 inch outer thread 2 x 1/2 inch outer thread

# PATENT CERTIFICATE



## OUR SERVICES

OEM|ODM|NEW PRODUCT R&D|QA|INSPECTION

## COOPERATED PARTNERS

**KLARSTEIN**



**ONECONCEPT**

# Auron Group

Since 2001

ZHONGSHAN AGAPE ELECTRICAL APPLIANCES MANUFACTURE CO.,LTD.  
Add.: #6 Building, Tongle Industrial Zone, Dongfeng, Zhongshan, China

Tel: (+86) 760-23121038 | Fax: (+86) 760-22782700

Email: [info@gr-factory.com](mailto:info@gr-factory.com)

Website:

<http://agape.en.alibaba.com>

<http://www.gr-factory.com>

<http://auron.en.alibaba.com>

Mob: (+86) 13925453516 (WhatsApp)



Wechat